

# Dryzone®

## ATERON

### ATERON SAN. VE TİC. LTD.ŞTİ.

Aykoop Sitesi Gürpınar Mah. Tel: +90 (0) 232 437 35 37  
7232/5 Sok. No: 5/A Fax: +90 (0) 232 437 35 39  
Pınarbaşı - Bornova E-mail: [info@ateron.com.tr](mailto:info@ateron.com.tr)  
TR - İZMİR Website: [www.ateron.com.tr](http://www.ateron.com.tr)

## Keep MSD extremely dry.

Help MSD to comply with J-STD-033B and assure the best quality during soldering process.



[www.dryzone.com.tw](http://www.dryzone.com.tw)

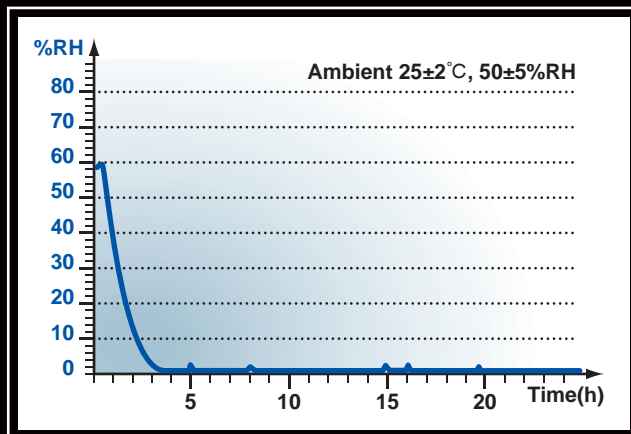


DZ1001

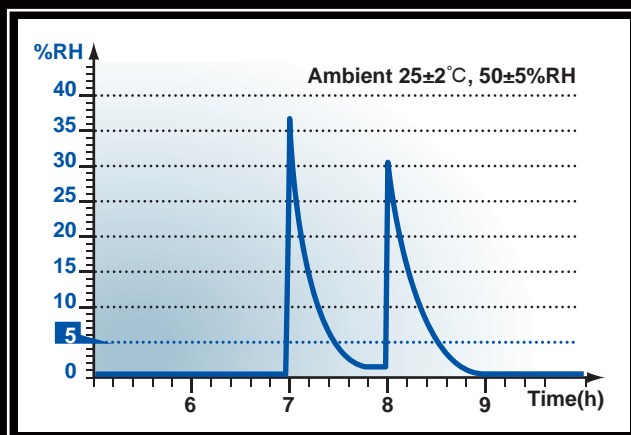
# XDL series

XDL series is specially designed to keep the environment in the cabinet under 5%RH that is suitable for storing electronic Moisture Sensitive Devices(MSD), chemicals, precision mechanical parts, optical lens, medicine, herb....etc.

## Humidity Range: $\leq 5\%RH$



Humidity stabilizes at  $\leq 5\%RH$



Recovery time to  $\leq 5\%RH$ : < 30 mins

### Thermo-Hygrometer



■ German made

### Turbo Dryer

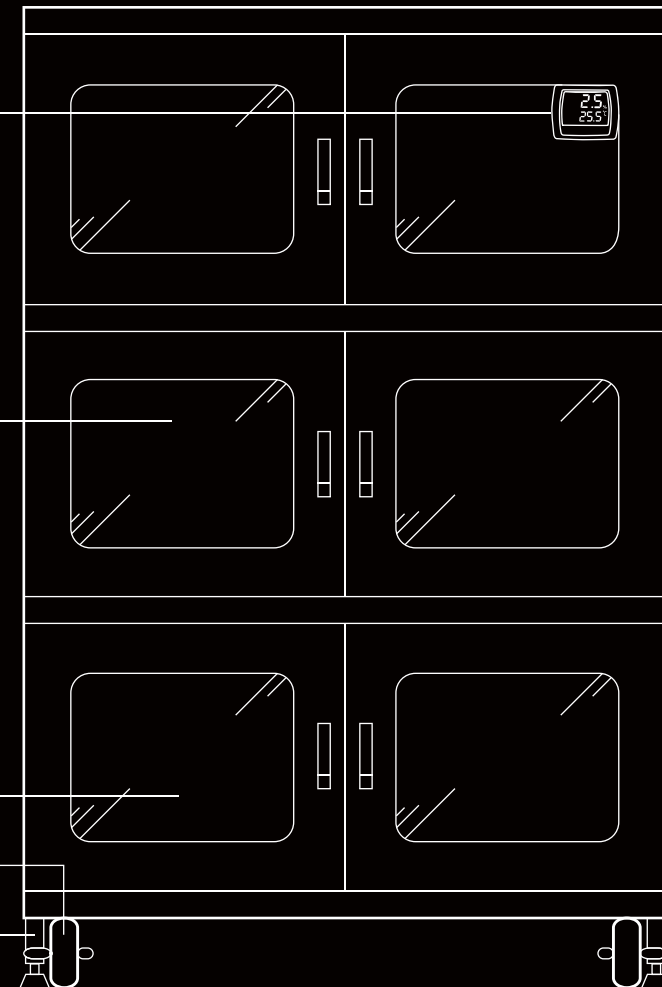


- Nearly maintenance free
- CE compliant
- Continuous dehumidification when power failure happens

Antistatic Glass

Antistatic 3" Wheel

Adjustable Level Screw



Humidity Range:  $\leq 5\%RH$

## XDL-200



Capacity: 202L  
External Dimension: W600xD672xH632mm  
Internal Dimension: W598xD645xH524mm  
Shelves: 2 units (size: W555xD530xH20mm/unit)  
Power Consumption: Ave. 55Wh; Max. 295W

## XDL-315



Capacity: 334L  
External Dimension: W905xD452xH1045mm  
Internal Dimension: W903xD425xH869mm  
Shelves: 3 units (size: W860xD310xH20mm/unit)  
Power Consumption: Ave. 55Wh; Max. 295W

## XDL-575



Capacity: 607L  
External Dimension: W905xD800xH1045mm  
Internal Dimension: W903xD773xH869mm  
Shelves: 3 units (size: W860xD645xH20mm/unit)  
Power Consumption: Ave. 55Wh; Max. 295W

## XDL-400



Capacity: 413L  
External Dimension: W600xD672xH1274mm  
Internal Dimension: W598xD645xH1071mm  
Shelves: 3 units (size: W555xD530xH20mm/unit)  
Power Consumption: Ave. 55Wh; Max. 295W

## XDL-600



Capacity: 624L  
External Dimension: W600xD672xH1820mm  
Internal Dimension: W598xD645xH1618mm  
Shelves: 5 units (size: W555xD530xH20mm/unit)  
Power Consumption: Ave. 55Wh; Max. 295W

## XDL-1200-6



Capacity: 1250L  
External Dimension: W1200xD672xH1820mm  
Internal Dimension: W1198xD645xH1618mm  
Shelves: 5 units (size: W1155xD530xH20mm/unit)  
Power Consumption: Ave. 105Wh; Max. 585W